


SUKI


PRODUCT DESCRIPTION	JAPANESE REACTIVE GLAZE PORCELAIN
APPEARANCE	FINGER MOSAIC
COLOURS	MOTTLED & WHITE
FORMAT (MM)	MOSAIC - 292 X 292 SHEET
EDGE PROFILE	PRESSED MOULD
SURFACE FINISH	GLOSS
THICKNESS (MM)	8
APPLICATIONS	WALL ONLY
VARIATION	



Variation is an inherent characteristic of tiles and natural stone.
Sizes are nominal and may include a joint.

SUKI

COLOUR PALETTE

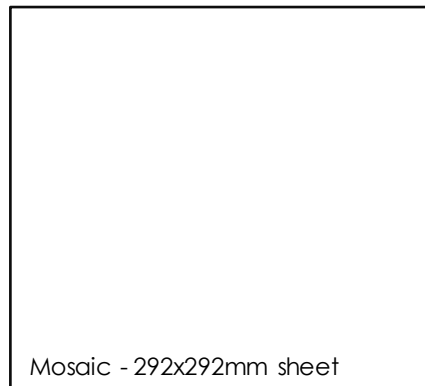


MOTTLED



WHITE

FORMAT



Mosaic - 292x292mm sheet

Variation is an inherent characteristic of tiles and natural stone. Sizes are nominal and may include a joint.